











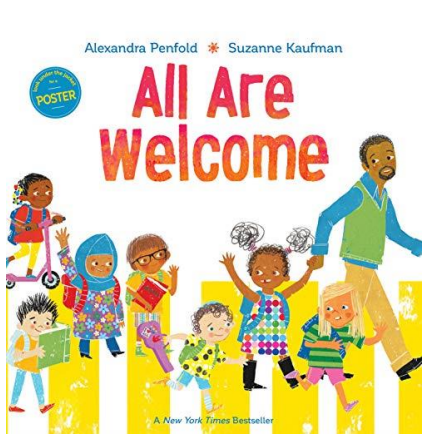
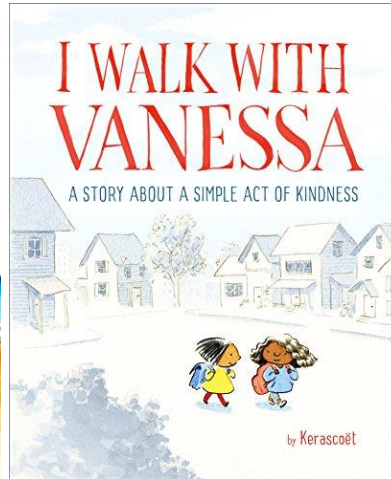


PRE-K SUMMER ENRICHMENT PACKET

**Welcome
Pre-K
Families!**

We hope that you are enjoying your summer! Here are a few fun suggestions for your rising Pre-K child.

Pre-K Reading Suggestions:









Math Choice Board

Roll a die, Count the Squares, Do the Activity, And Color the Square!

Play Hi-Low (aka war)	Sort toys or jewelry by color and size (ex: cars, bracelets, bows)	Make shapes with popsicle sticks, pipe cleaners, or stick pretzels.	Put a puzzle together with your family.	Make patterns with toys or jewelry (ex: cars, bracelets, bows)
Play roll and build. Roll a dice and count out the same number of blocks. Add the blocks to the tower.	Write the numbers on post-its and put them in order to create a number line.	Make a counting book. Staple pages together to make a book. Write a number at the bottom of each page.	Sort the laundry. Match the socks.	Line up your stuffed animals from tallest to shortest.
Sort coins by kind and color. Which pile has the most? Least?	Play a board game.		Bake a yummy treat. Use the recipe to measure the ingredients.	Play "Go Fish"
Make patterns with beads, pom poms or blocks.	Rainbow Number Write. Trace with every color in the rainbow.	Go on a shape walk either inside or outside. Find a shape, say what shape it is, and describe the shape.	Shaving cream write and draw. Draw numbers and shapes in shaving cream.	Count how many forks and spoons in the drawer. Which pile has the least? Most?
Snowball counting toss. Cut paper into fourths and write a number on each one, and crumble it up. Grab a snowball, say the number, crumble it up, and toss it again.	Make a number line. Write numbers in a long line. Match the dominos or count out objects to match each number.	Shape tap. Someone calls out a shape then walk around the room and tap all the things that are that shape.	Measure how tall each person in your family with blocks or cans.	Find small treasures (buttons, gems, pom poms, pennies). Count each collection. Which has the most? Least?


Movement Choice Board

Pick a square, Do the Activity, and Color the Square!

<p>Tape or chalk maze. Make a maze on the floor (inside) w/tape or chalk (outside) by making lines (es: straight, zip zag)</p>	<p>Play hockey. Cut a pool noodle in half for the stick and use a laundry basket for a goal.</p>	<p>Do "ocean animal walk around". Crawl like a crab, giggle like a jellyfish, swim like a fish. Move slow or fast.</p>	<p>Have a race. Run a race with someone special. Mark the starting and stopping points.</p>	<p>Have a spoon race. Place a cotton ball on a spoon and walk around the house balancing it on the spoon. Don't let it drop.</p>
<p>Ice skate (w/paper plates) Put a paper plate under each foot. Slide around and ice skate around the house.</p>	<p>Puddle jumps. Place bubble paper on the ground. Jump over the puddles.</p>	<p>Obstacle course. Jump over stuffed animals, go through a chair, or go around pots.</p>	<p>Have a parade. March around the house playing instruments. Use pots for drums.</p>	<p>Clean up race. Play some music and see how many songs it takes you to clean up.</p>
<p>Build a Fort Build a fort with pillows and blankets. Grab a book & stuffed animal</p>	<p>Letter musical chairs. Write letters on sticky notes and place on a chair. Play the music and when it stops say the letter you sit on.</p>		<p>Flip-a-Card. Grab a deck of cards. Flip a card and "move" that many times. You can jump, hop, skip, spin, stomp, etc.</p>	<p>Do yoga. Try moves like downward dog, star, and pyramid.</p> 
<p>Put on a fashion show. Dress up in fun outfits, play music, and dance down the runway. Put towels on the floor as the runway.</p>	<p>Move like transportation. Fly like a plane, chug like a train, race like a racecar. Move fast or slow.</p>	<p>Have a feather or cotton ball race. Lay on your belly and blow the feather or cotton ball across the floor.</p>	<p>Draw a hopscotch on the ground with chalk or tape. Play hopscotch.</p>	<p>Play soccer. Use a laundry basket as a goal. Use a beach ball instead of a soccer ball if playing inside.</p>
<p>Have a dance party. Play your favorite music and dance to the beat.</p> 	<p>Ride your bike, scooter, or skateboard.</p>	<p>Go on a walk with someone special. Make observations.</p>	<p>Move like an animal on a walk. Slither like a snake, hop like a bunny, gallop like a horse, pounce like a cat. Move fast or slow.</p>	<p>Play Red Light, Green Light.</p> 

Reading Choice Board

Pick a Square, Do the Activity, and color the Square!

Read a book with a flashlight	Read a book you love	Read a book under a blanket	Read a book with a silly voice	Read a book about zoo animals
Read a rhyming book	Read a fiction book	Read a book about bugs	Read a book to your stuffed animals	Read a short book
Read a book on the couch	Read a book outside		Read a counting book	Read a book about vehicles
Build a fort and read inside the fort	Read a book about a farm	Read a book with your family	Read a non-fiction book	Read a book by your favorite author
Read a book with a quiet voice	Read an ABC book	Read a book with superheroes	Read a fairy tale	Red a book in your room

Questions To Ask:

Before reading: What do you think this book is about? How do you know?

During reading:

- Who are the characters? Who is the main character?
- What is the setting?
- What do you predict will happen next?
- What are the events in the story? What happened first, next, and at the end?
- How would you feel if you were the character?

After reading: What was your favorite part of the book?

- Were your predictions correct?

Art & Sensory Choice Board

Pick a Square, Do the Activity, and color the Square!

<p>Blowing Paint Dilute paint in cups. Drip the paint on paper and blow with a straw.</p>	<p>Noodle Sensory Bin Place dry noodles in a sensory bin/tub. Add measuring cups, tongs and bowls</p>	<p>Cereal Necklace Make a necklace using cereal and string/yarn. Then eat the cereal as a snack.</p>	<p>Cutting Bin Make a cutting bin. Place strips of paper, junk mail and ribbon in the bin. Let them cut into tiny pieces.</p>	<p>Cutting Collage Make a collage using the tiny pieces from the cutting bin.</p>
<p>Play Dough Cookies Make pretend cookies with play dough. Put out a rolling pin, cookie cutters & scissors.</p>	<p>Finger-Paint Place paper on a tray or in a tub to contain the mess.</p>	<p>Make Oobleck Mix together one-part water and two-parts cornstarch.</p>	<p>Block Zoo Build a zoo with blocks for your stuffed animals.</p>	<p>Car or Doll Wash Place water and soap in a plastic tub, add soap, sponges, and toothbrushes,</p>
<p>Homemade Watercolors Place an old marker in a cup of water. Paint with the watercolors.</p>	<p>Giant Self-Portrait Get a big piece of paper, cardboard, or tape smaller papers together. Trace the child on the paper.</p>		<p>Bead or Straw Towers Place spaghetti noodles or skewers in play dough. Place the beads or cut up straw pieces on the straws/noodles.</p>	<p>Foil Art Paint or draw with sharpies on foil.</p>
<p>Frozen Paint Put paint in an ice cube tray with a stick in each cube. Once it's frozen, take it out and paint with it on paper.</p>	<p>Sensory Bin Make a bean or rice sensory bin. Place dry beans or rice in a tub and add small cars, toys, tongs and cups.</p>	<p>Silly Monster Sculptures Make silly monster sculptures with play dough. Add eyes, arms and legs.</p>	<p>Sensory Bottle Fill a plastic bottle half way with water and add a few drops of food coloring. Fill to the top with vegetable oil. Tape the lid on.</p>	<p>Mask Paper Plate Cut holes for the eyes and mouth. Decorate with paint, markers, stickers or tape.</p>
<p>Sensory Bag Put paint or hair gel in the zip bag with food coloring. Add glitter (optional). Zip it and tape it closed.</p>	<p>Paint with Kitchen Tools Paint with forks, mashers, whisks, spatulas or other fun utensils.</p>	<p>Shaving Cream Art Put shaving cream in a plastic tub, or tray. Build and create with it.</p>	<p>Bracelets String beads or use cut straw pieces. Use pipe cleaners or string.</p>	<p>Block City Build a city with blocks. Make houses, buildings, stores or other places you like to visit.</p>

Building Letters & Words Choice Board

Fun Writing Activities!

<p>Family List! Make a list of everyone in your family. Write their name and draw their portrait</p>	<p>Make a Card! Make a card for someone using pictures and words.</p>	<p>Make a Book! Staple pieces of paper together to make a book. Use pictures and words to make the book.</p>	<p>Shopping List! Make a shopping list with pictures and words. Write the letters of the sounds you hear.</p>	<p>Make an ABC Book! Staple pages together to make a book. Write uppercase and lowercase letters to make a book.</p>
<p>Q-tip Paint! Use a Q-tip to dot paint letters and words.</p>	<p>Shaving Cream! Put shaving cream on a plate or tray, write your first name.</p>	<p>Rainbow Write! Use every color crayon in the rainbow to write your name. ROYGBIV</p>	<p>Magazine Collage! Cut out letters from junk mail or magazines. Match the letters & glue on a posterboard</p>	<p>Salt or Sand Tray! Put salt/sand on a plate/tray. Use index finger to write letters.</p>
<p>Cut Straws! Cut up straws and use the pieces to make letters & words.</p>	<p>Stamp It! Use letter stamps or letter magnets to stamp. Make words using the stamps dipped in paint.</p>		<p>Puzzle It! Write letters/words on an index card. Cut into pieces. Then put back together.</p>	<p>Nature Paint! Use leaves to paint a picture. Add other nature items to the painting to make letters or words.</p>
<p>Tiny Treasures! Use small pebbles, gems, cereal, etc. to build letters & words.</p>	<p>Chalk Write! Write letters & words with chalk on black construction paper.</p>	<p>Sticker It! Use dot stickers or any small stickers & make letters</p>	<p>Rainbow Marker Write! Use every color marker in the rainbow to write your name. ROYGBIV</p>	<p>Play-Dough! Roll snakes using play-dough. Make letters with the play-dough snake</p>
<p>Sand & Dirt Drawings! Write your first name in the dirt or sand at the playground or beach.</p>	<p>Count your name! Write your name. What's the 1st letter in your name? What's the last letter in your name? How many letters are in your name?</p>	<p>Mystery Write! Write letters & on paper words using white crayon. Paint over the words using watercolors to reveal the words.</p>	<p>Sensory Bag Writing! Fill zip-lock bag with hair gel/hand sanitizer, few drops of food coloring (color of choice), & glitter/sequins. Remove air & tape bag shut. Use finger to write letters.</p>	<p>Stick Letters! Find sticks outside. Make letters using sticks.</p>

Apps & Websites

<p>Starfall~ Learn about letters & sounds</p> <p>Welcome to Starfall PreK & Kindergarten</p>	<p>ABCYA~ Math, Stem, & Literacy games</p> <p>Preschool Learning Games, Ages 3 - 4 • ABCya!</p>	<p>Go Noodle~ Dance-a-longs, yoga & more.</p> <p>Home - GoNoodle</p>
<p>LetterSchool~ Practice writing letters & numbers</p> <p>LetterSchool – Learn the world to write and read!</p>	<p>Epic!~ Read books online</p> <p>Epic The Leading Digital Library for Kids Unlimited Access to 40,000 of the Best Children's Books & Learning Videos (getepic.com)</p>	<p>Brain Pop Jr~ Educational website with videos & activities about science, social studies, literacy, arts & music</p> <p>BrainPOP Jr.</p>
<p>Cosmic Yoga~ Yoga for kids</p> <p>Home - Cosmic Kids</p>	<p>Raz-Kids~ Mini readers at various levels & offers Spanish & French too.</p> <p>Raz-Kids</p>	<p>YouTube~ The Singing Walrus The Learning Station Jack Hartman Patty Shukla Dr. Jean</p>